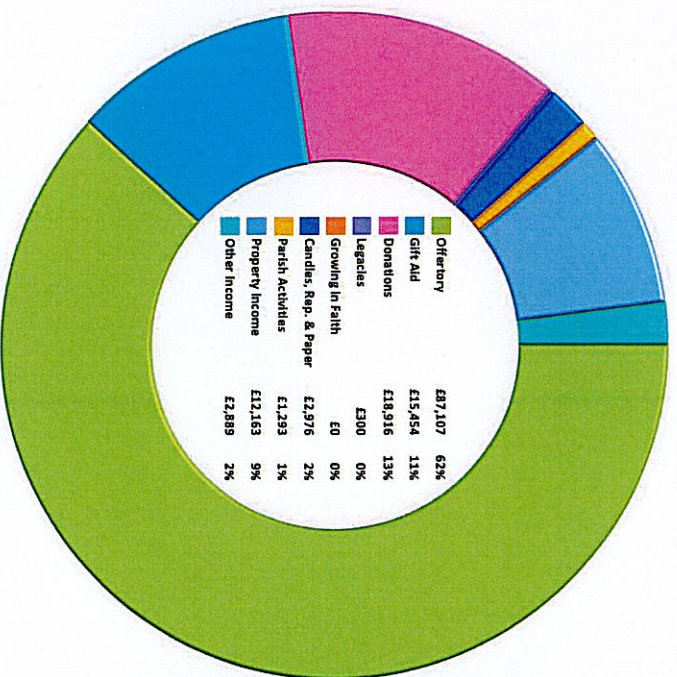


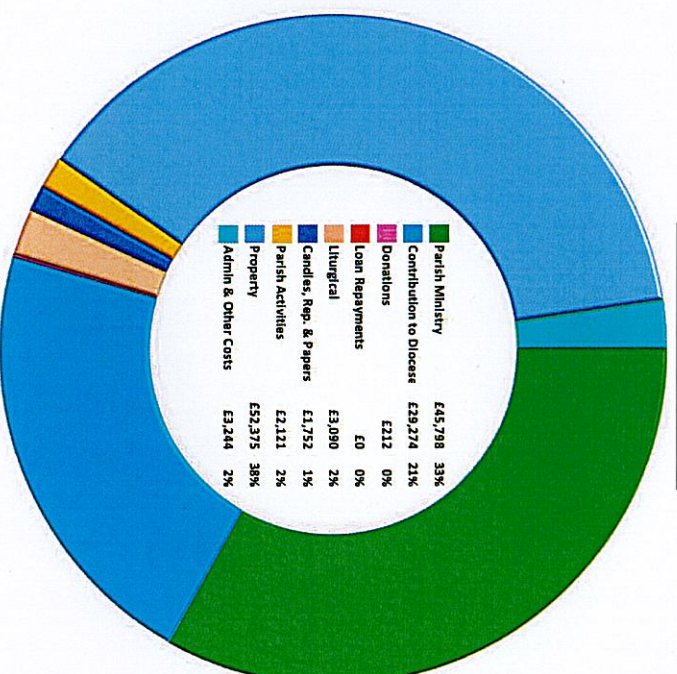
# 2023 FINANCIAL RESULTS

## St Hugh of Lincoln Church - Letchworth Garden City

TOTAL INCOME £141,098



TOTAL EXPENSE £137,866



### KEY POINTS

#### INCOME & EXPENDITURE

Excluding exceptional items, we covered our daily running costs in 2023 and had an average surplus of £111 per week. Exceptional items are donations for specific purposes, legacies, Growing in Faith, third party and expenditure on property improvements.

#### WEEKLY COLLECTIONS

Our total offertory has gone up by 2.8% p.a. over the past 3 years.

The average weekly donation per person was £3.48. If you can give a bit more, it would make a real difference.

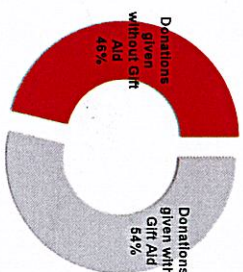
#### GIFT AID

Just 54% of our total offertory and donations were given with Gift Aid last year.

If everyone had gift-aided their donations, we would have received an extra £10,393 this year.

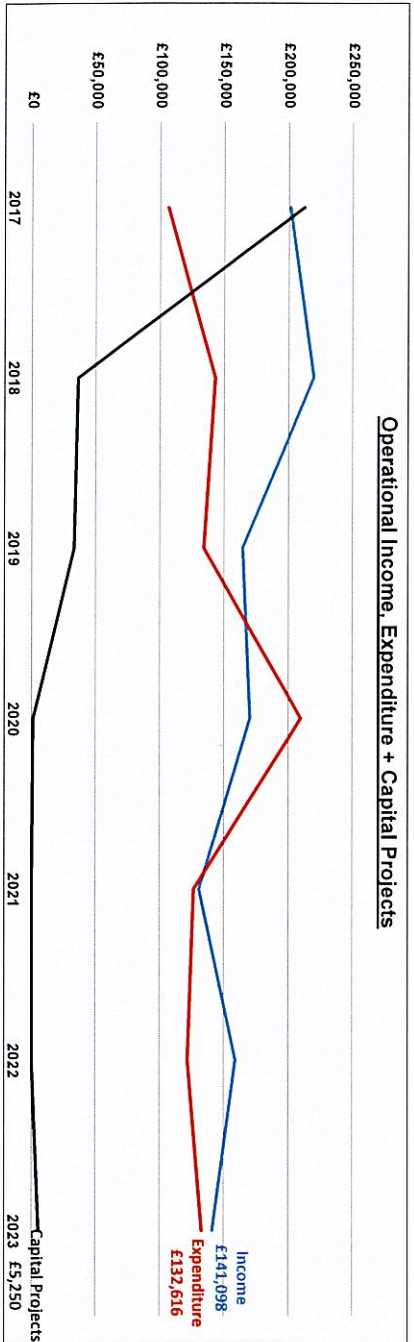
If you pay tax, please sign up for Gift Aid so that we can add 25% to everything that you give - at no cost to yourself.

### GIFT AID IN 2023

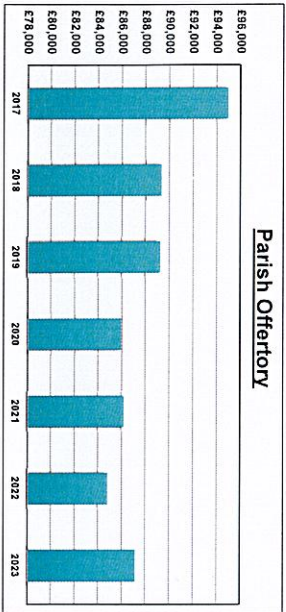


## Multi-Year Analysis for St Hugh of Lincoln Church - Letchworth Garden City

Operational Income, Expenditure + Capital Projects



Parish Offerory



The Cost of Maintaining our Buildings

