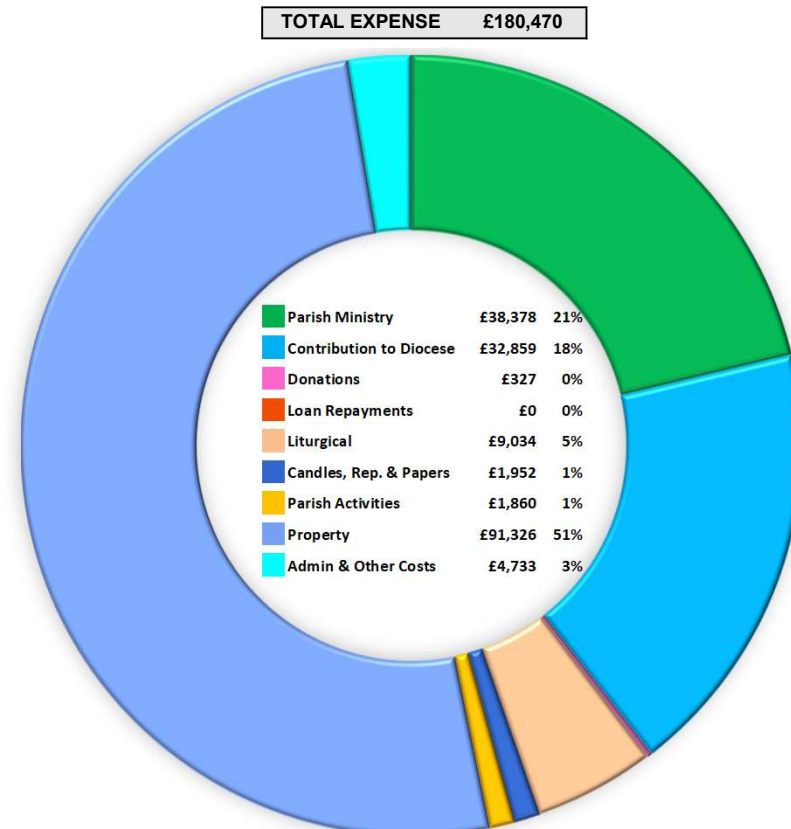
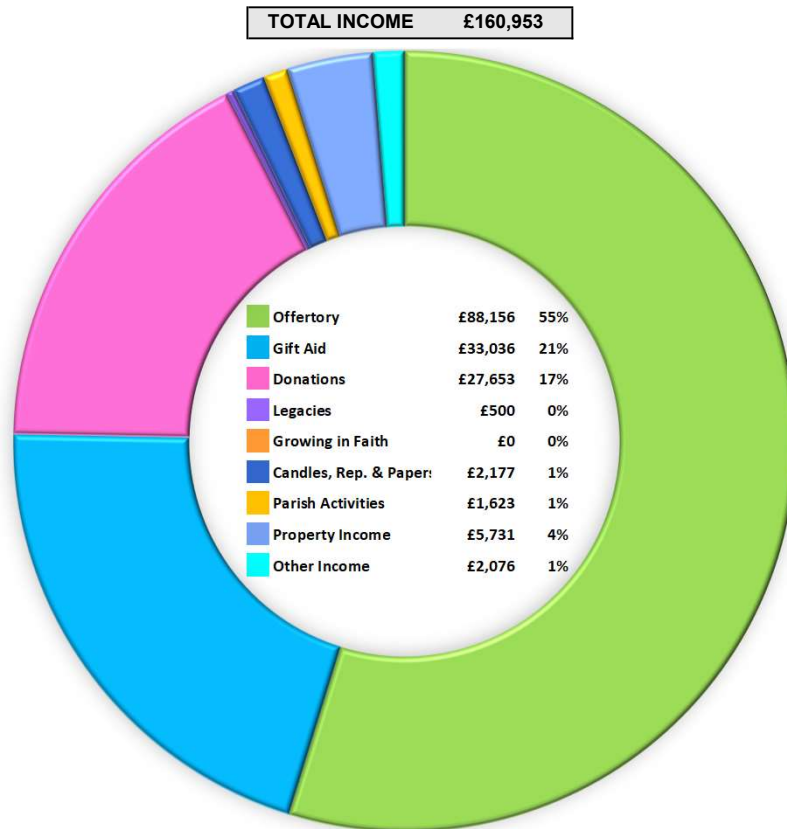


# 2023 FINANCIAL RESULTS

## St Bartholomew Church - St Albans South



### KEY POINTS

#### INCOME & EXPENDITURE

Excluding exceptional items, we covered our daily running costs in 2023 and had an average surplus of £209 per week. Exceptional items are: donations for specific purposes, legacies, Growing in Faith, third party and expenditure on property improvements.

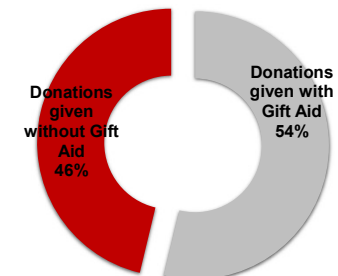
#### WEEKLY COLLECTIONS

Our total offertory has gone up by 5.1% p.a. over the past 3 years.  
The average weekly donation per person was £6.77. If you can give a bit more, it would make a real difference.

#### GIFT AID

Just 54% of our total offertory and donations were given with Gift Aid last year.  
If everyone had gift-aided their donations, we would have received an extra £12,335 this year.  
*If you pay tax, please sign up for Gift Aid so that we can add 25% to everything that you give - at no cost to yourself.*

### GIFT AID IN 2023



## Multi-Year Analysis for St Bartholomew Church - St Albans South

